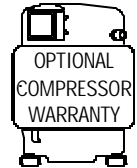


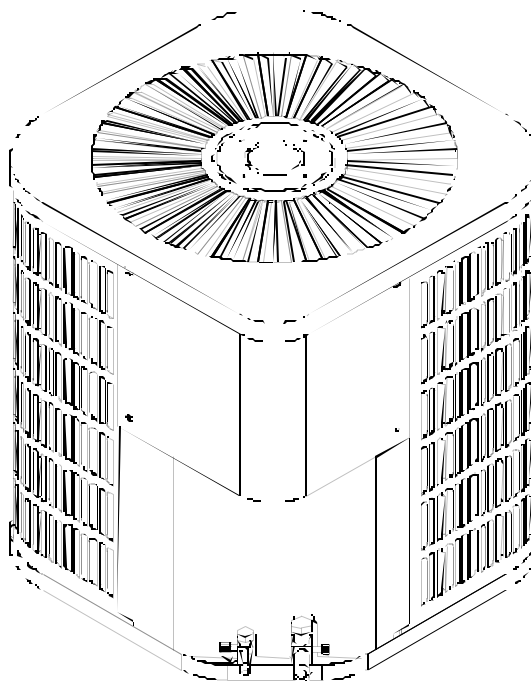


REPAIR PARTS

CKLB 10 SEER Condensing Unit with One or Two Piece Louvers



- CKLB18-1
- CKLB18-1B
- CKLB18-1C
- CKLB18-1D
- CKLB24-1
- CKLB24-1D
- CKLB24-1E
- CKLB24-1F
- CKLB24-1G
- CKLB24-1H
- CKLB24-1K
- CKLB30-1
- CKLB30-1D
- CKLB30-1E
- CKLB30-1F
- CKLB30-1G
- CKLB36-1
- CKLB36-1D
- CKLB36-1E
- CKLB36-1F
- CKLB36-1G
- CKLB36-1H
- CKLB36-1K
- CKLB36-3



This manual is to be used by qualified technicians only.

Made in the USA by:
Goodman Manufacturing Company, L.P.
2550 North Loop West, Suite 400
Houston Texas 77092

RP - 231D
April 2004

Copyright ©2004 Goodman Manufacturing Company, L.P.

Important Information

Goodman Manufacturing Company, L.P. is not responsible for personal injury or property damage resulting from improper service. Review all service information before beginning repairs.

Warranty service must be performed by an authorized technician, using authorized factory parts. If service is required after the warranty expires, Goodman Manufacturing Company, L.P. also recommends contacting an authorized technician and using authorized factory parts.

For assistance within the U.S.A. contact:

Consumer Affairs Department
Goodman Manufacturing Company, L.P.
7401 Security Way
Houston, Texas 77040
877-254-4729-Telephone
713-863-2382-Facsimile

For assistance outside the U.S.A. contact:

International Division
Goodman Manufacturing Company, L.P.
7401 Security Way
Houston, Texas 77040
713-861-2500-Telephone
713-863-2382-Facsimile

Index

Functional Parts List 4 - 5
Illustration and Parts 6 - 9

Views shown are for parts illustrations only, not servicing procedures.

Text Codes:

- AR - As Required
- NA - Not Available
- NS - Not Shown
- 00000000 - See Note
- QTY - Quantity Example (QTY 3) (If Quantity not shown, Quantity = 1)
- M - Model Example (M1) (If M Code not shown, then part is used on all Models)

Expanded Model Nomenclature:

Example
M1 - Model#1
M2 - Model#2
M3 - Model#3

Functional Parts

Part

No: Description:

B945650	CAPACITOR 5/370 (M24)
B94576000	CAPACITOR, DUAL 25/5/370 (M1, M2, M3, M4)
B94578700	CAPACITOR, DUAL 30/5/370 (M5, M6, M7, M8, M9, M10, M11)
B94575300	CAPACITOR, DUAL 35/5/370 (M12, M13, M14, M15, M16)
B94575500	CAPACITOR, DUAL 40/5/370 (M22)
B94577200	CAPACITOR, DUAL 45/5/370 (M17, M18, M20)
B94577400	CAPACITOR, DUAL 50/5/370 (M19, M21, M23)
B9266735	COMPRESSOR, AWH5522E (M7, M9)
CR16KFPFV930	COMPRESSOR, CR16KF-PFV-230 (M4)
CR22KFPFV930	COMPRESSOR, CR22KF-PFV-230 (M11)
CR28K6PFV920	COMPRESSOR, CR28K6-PFV-220 (M16)
CR34K6PFV920	COMPRESSOR, CR34K6-PFV-220 (M19, M21, M23)
CR35K6PFV920	COMPRESSOR, CR35K6-PFV-223 (M22)
	OLD PN# B9266351
B9266234A	COMPRESSOR, H23B153ABCA (M1, M2, M3)
B9266214A	COMPRESSOR, H23B223ABCA (M5, M6, M8, M10)
B9266830A	COMPRESSOR, H29B28UABCA (M12, M13, M14, M15)
B9266831A	COMPRESSOR, H29B35UABCA (M17, M18, M20)
B9266865A	COMPRESSOR, H29B35UDBLA, 208/230-60-3PH (M24)
12621-21	CRATED SERVICE COIL W/FILTER DRIER (M6, M7)
12621-01	CRATED SERVICE COIL W/FILTER DRIER (M2, M3, M4)
12621-19	CRATED SERVICE COIL W/FILTER DRIER (M23)
12621-20	CRATED SERVICE COIL W/FILTER DRIER (M1, M13)
12621-04	CRATED SERVICE COIL W/FILTER DRIER (M17)
12621-03	CRATED SERVICE COIL W/FILTER DRIER (M5, M12, M18, M19, M20, M21, M22, M24)
12621-02	CRATED SERVICE COIL W/FILTER DRIER (M8, M9, M10, M11, M14, M15, M16)
B1219212	DRIER, FILTER
B1086771	FAN BLADE, 3 BLADE, 18" X SERIES
B13400348	MOTOR, CONDENSOR, 1/6 HP, 208/230-60-1, 1075 RPM (M4, M11, M16, M23)
B13400252	MOTOR, CONDENSOR, 1/6 HP, 208/230-60-1, 1075 RPM (M1, M2, M3, M5, M6, M7, M8, M9, M10, M12, M13, M14, M15)
B13400251	MOTOR, CONDENSOR, 1/6 HP, 208/230-60-1, 1075 RPM (M17, M18, M19, M20, M21, M22, M24)

Functional Parts

Part

No:

Description:

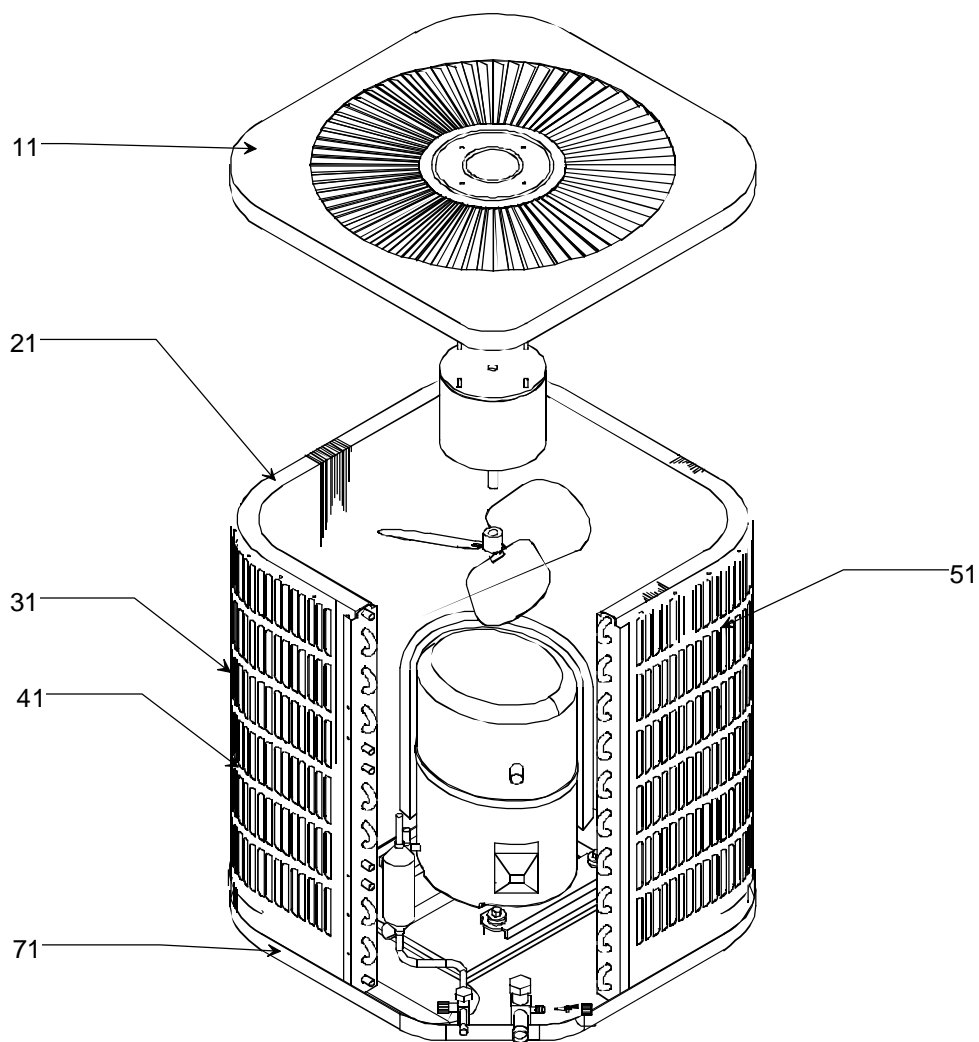
SPECIAL PARTS

IO-101G	INSTALLATION AND OPERATIONS MANUAL
RP-231	REPAIR PARTS MANUAL
SS-273	SPECIFICATION SHEET

Expanded Model Nomenclature

M1 - CKLB18-1
M2 - CKLB18-1B
M3 - CKLB18-1C
M4 - CKLB18-1D
M5 - CKLB24-1
M6 - CKLB24-1D
M7 - CKLB24-1E
M8 - CKLB24-1F
M9 - CKLB24-1G
M10 - CKLB24-1H
M11 - CKLB24-1K
M12 - CKLB30-1
M13 - CKLB30-1D
M14 - CKLB30-1E
M15 - CKLB30-1F
M16 - CKLB30-1G
M17 - CKLB36-1
M18 - CKLB36-1D
M19 - CKLB36-1E
M20 - CKLB36-1F
M21 - CKLB36-1G
M22 - CKLB36-1H
M23 - CKLB36-1K
M24 - CKLB36-3

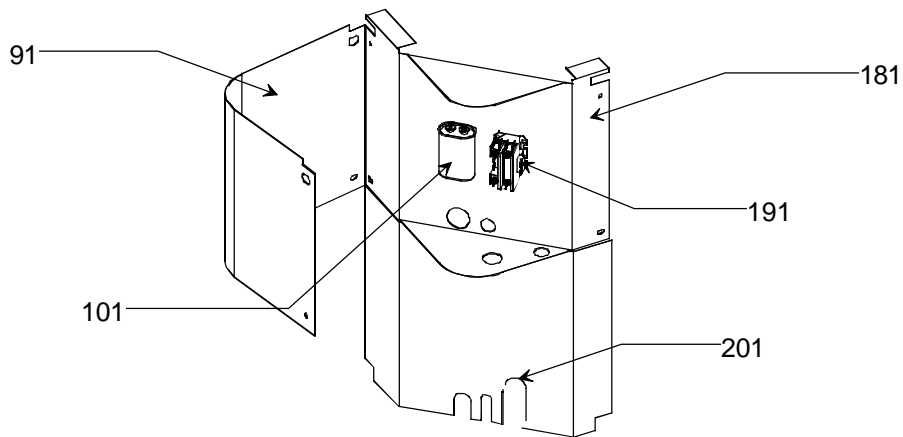
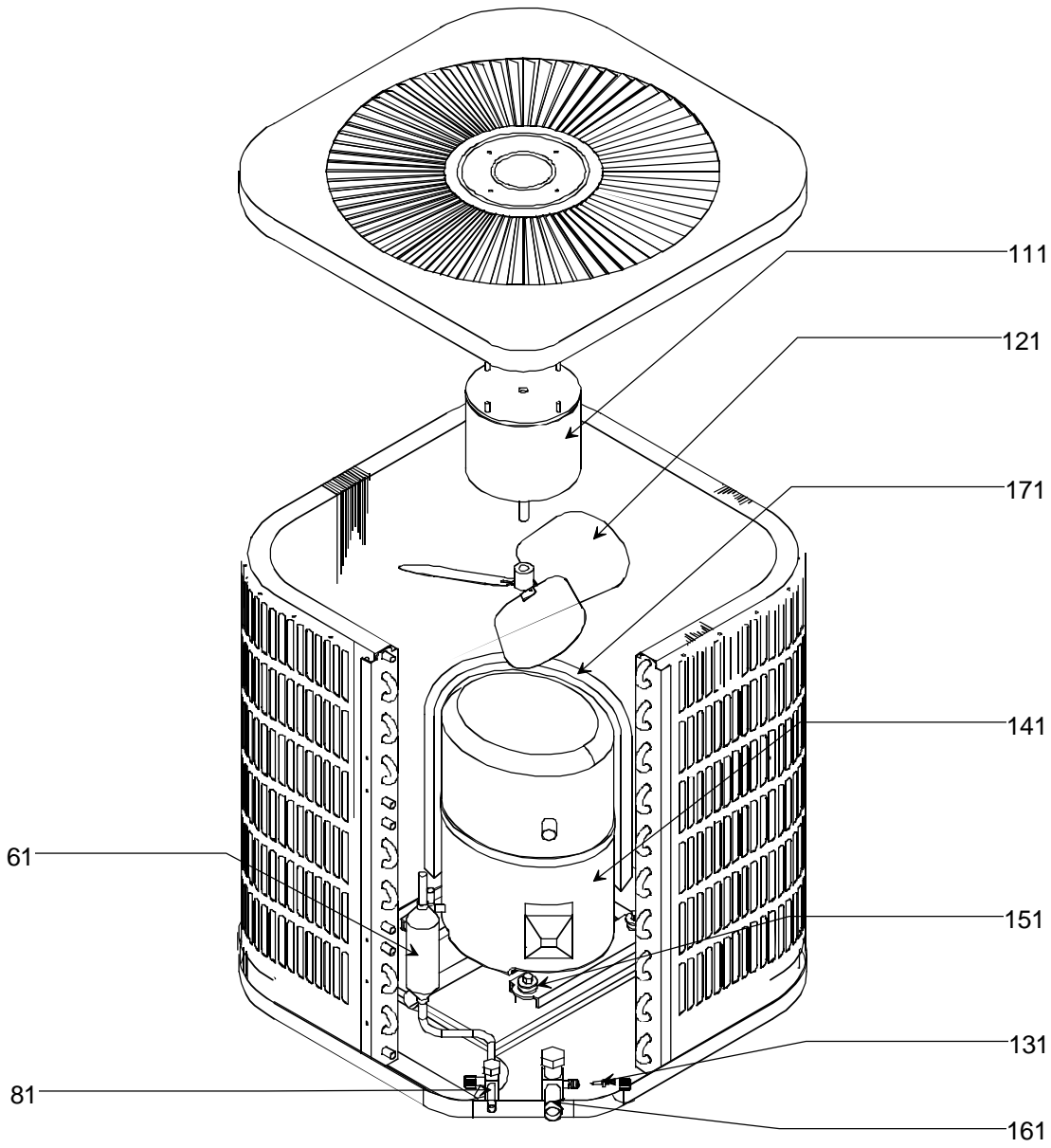
Outer Chassis



Outer Chassis

Ref. Part No:	Ref. Part No:	Description:	Description:
<i>Image 1:</i>		Expanded Model Nomenclature	
11	1779405P	PANEL, TOP LOUVERED	M1 - CKLB18-1
21	12621-01	CRATED SERVICE COIL W/FILTER DRIER (M2, M3, M4)	M2 - CKLB18-1B
21	12621-02	CRATED SERVICE COIL W/FILTER DRIER (M8, M9, M10, M11, M14, M15, M16)	M3 - CKLB18-1C
21	12621-03	CRATED SERVICE COIL W/FILTER DRIER (M5, M12, M18, M19, M20, M21, M22, M24)	M4 - CKLB18-1D
21	12621-04	CRATED SERVICE COIL W/FILTER DRIER (M17)	M5 - CKLB24-1
21	12621-19	CRATED SERVICE COIL W/FILTER DRIER (M23)	M6 - CKLB24-1D
21	12621-20	CRATED SERVICE COIL W/FILTER DRIER (M1, M13)	M7 - CKLB24-1E
21	12621-21	CRATED SERVICE COIL W/FILTER DRIER (M6, M7)	M8 - CKLB24-1F
31	1259522P	LOUVERED GRILLE (1 PIECE) 22.5" (M1, M6, M7, M13)	M9 - CKLB24-1G
31	1259525P	LOUVERED GRILLE (1 PIECE) 25" (M5, M12, M18, M19)	M10 - CKLB24-1H
31	1259527P	LOUVERED GRILLE (1 PIECE) 27.5" (M17)	M11 - CKLB24-1K
31	1259574P	LOUVERED GRILLE (1 PIECE) 27.5" (M3, M4, M10, M11, M15, M16)	M12 - CKLB30-1
41	1259550P	PANEL, LOUVERED H/PIN SIDE 22.5" (M2, M8, M9, M14)	M13 - CKLB30-1D
41	1259551P	PANEL, LOUVERED H/PIN SIDE 25" (M20, M21, M22, M24)	M14 - CKLB30-1E
41	1259552P	PANEL, LOUVERED H/PIN SIDE 27.5" (M23)	M15 - CKLB30-1F
51	1259555P	PANEL, LOUVERED RETURN SIDE 22.5" (M2, M8, M9, M14)	M16 - CKLB30-1G
51	1259556P	PANEL, LOUVERED RETURN SIDE 25" (M20, M21, M22, M24)	M17 - CKLB36-1
51	1259557P	PANEL, LOUVERED RETURN SIDE 27.5" (M23)	M18 - CKLB36-1D
71	1787209P	BOTTOM PAN ASSEMBLY (M1, M5, M6, M7, M12, M13, M17, M18, M19)	M19 - CKLB36-1E
71	1787211P	BOTTOM PAN ASSEMBLY (M2, M3, M4, M8, M9, M10, M11, M14, M15, M16, M20, M21, M22, M23, M24)	M20 - CKLB36-1F
NS	B9102098	3/8" VALVE CAP WITH O'RING (100 IN A PACK)	M21 - CKLB36-1G
NS	B2060S8291	SPRAY PAINT (HIGH GLOSS BAHAMA BEIGE)	M22 - CKLB36-1H
			M23 - CKLB36-1K
			M24 - CKLB36-3

Internal Components & Control Box



Internal Components & Control Box

Ref. Part No:	Ref. Part No:	Description:	Description:
<i>Image 1:</i>			
61	B1219212	DRIER, FILTER	171 B1488802 COMPRESSOR BLANKET (M12, M13, M17, M18, M19)
81	B1282565	BASE VALVE, LIQUID LINE 3/8 X 3/8 (M5, M6, M12, M17, M18)	171 B1488803 COMPRESSOR BLANKET (M8, M9, M10, M14, M15)
81	B1282571	BASE VALVE, LIQUID LINE 3/8 X 5/16 (M1, M2, M3, M4, M7, M8, M9, M10, M11, M13, M14, M15, M16, M19, M20, M21, M22, M23, M24)	171 B1488804 COMPRESSOR BLANKET (M20, M24)
91	1787624P	CONTROL BOX COVER	171 B1488812 COMPRESSOR BLANKET (M1, M2, M3, M5, M6, M7)
101	B945650	CAPACITOR 5/370 (M24)	171 B1488815 COMPRESSOR BLANKET (M21, M22)
101	B94576000	CAPACITOR, DUAL 25/5/370 (M1, M2, M3, M4)	181 1787623 CONTROL BOX
101	B94578700	CAPACITOR, DUAL 30/5/370 (M5, M6, M7, M8, M9, M10, M11)	191 B1360321 CONTACTOR, 25 AMP, 1 POLE, 24V (M1, M2, M3, M4, M5, M6, M7, M8, M9, M10, M11, M12, M13, M14, M15, M16, M17, M18, M19, M20, M21, M22, M23)
101	B94575300	CAPACITOR, DUAL 35/5/370 (M12, M13, M14, M15, M16)	191 B1360315 CONTACTOR, 25 AMP, 3 POLE, 24V (M24)
101	B94575500	CAPACITOR, DUAL 40/5/370 (M22)	201 1787706P ACCESS PANEL, 22.5" (M1, M2, M3, M4, M6, M7, M8, M9, M10, M11, M13, M14, M15, M16)
101	B94577200	CAPACITOR, DUAL 45/5/370 (M17, M18, M20)	201 1787707P ACCESS PANEL, 25" (M5, M12, M18, M19, M20, M21, M22, M24)
101	B94577400	CAPACITOR, DUAL 50/5/370 (M19, M21, M23)	201 1787708P ACCESS PANEL, 27.5" (M17, M23)
111	R13400251	MOTOR, CONDENSOR, 1/6 HP, 208/230-60-1, 1075 RPM (M17, M18, M19, M20, M21, M22, M24)	
111	R13400252	MOTOR, CONDENSOR, 1/6 HP, 208/230-60-1, 1075 RPM (M1, M2, M3, M5, M6, M7, M8, M9, M10, M12, M13, M14, M15)	
111	B13400348	MOTOR, CONDENSOR, 1/6 HP, 208/230-60-1, 1075 RPM (M4, M11, M16, M23)	
121	B1086771	FAN BLADE, 3 BLADE, 18" X SERIES	
131	B1787000	CORE, VALVE	
141	B9266735	COMPRESSOR, AWH5522E (M7, M9)	
141	CR16KFPFV930	COMPRESSOR, CR16KF-PFV-230 (M4)	
141	CR22KFPFV930	COMPRESSOR, CR22KF-PFV-230 (M11)	
141	CR28K6PFV920	COMPRESSOR, CR28K6-PFV-220 (M16)	
141	CR34K6PFV920	COMPRESSOR, CR34K6-PFV-220 (M19, M21, M23)	
141	CR35K6PFV920	COMPRESSOR, CR35K6-PFV-223 (M22) OLD PN# B9266351	
141	B9266234A	COMPRESSOR, H23B153ABCA (M1, M2, M3)	
141	B9266214A	COMPRESSOR, H23B223ABCA (M5, M6, M8, M10)	
141	B9266830A	COMPRESSOR, H29B28UABCA (M12, M13, M14, M15)	
141	B9266831A	COMPRESSOR, H29B35UABCA (M17, M18, M20)	
141	B9266865A	COMPRESSOR, H29B35UDBLA, 208/230-60-3PH (M24)	
151	B1339530	COMPRESSOR GROMMET (QTY 4)	
161	B12825166	BASE VALVE, SUCTION LINE, 3/4" X 3/4" (M5, M11)	
161	B1282566	BASE VALVE, SUCTION LINE, 3/4" X 3/4" (M1, M2, M3, M5, M6, M7, M8, M9, M10, M12, M13, M14, M15, M16, M17, M18, M19, M20, M21, M22, M23, M24)	

Expanded Model Nomenclature

- M1 - CKLB18-1
- M2 - CKLB18-1B
- M3 - CKLB18-1C
- M4 - CKLB18-1D
- M5 - CKLB24-1
- M6 - CKLB24-1D
- M7 - CKLB24-1E
- M8 - CKLB24-1F
- M9 - CKLB24-1G
- M10 - CKLB24-1H
- M11 - CKLB24-1K
- M12 - CKLB30-1
- M13 - CKLB30-1D
- M14 - CKLB30-1E
- M15 - CKLB30-1F
- M16 - CKLB30-1G
- M17 - CKLB36-1
- M18 - CKLB36-1D
- M19 - CKLB36-1E
- M20 - CKLB36-1F
- M21 - CKLB36-1G
- M22 - CKLB36-1H
- M23 - CKLB36-1K
- M24 - CKLB36-3